





**Fitting Instructions for SRG0028 Radiator Guard**  
**YAMAHA MT-07 2014-**



**In This Kit There Should Be**  
**1x Radiator Guard (SRG0028).**  
**4x M6 Nyloc Nuts.**  
**4x M6 Washers.**  
**2x 100mm Lengths of self-adhesive Foam.**




Picture 1



Picture 2

**R&G Racing**


Unit 1 Shelleys Lane, East Worldham, Alton, Hants GU34 3AQ  
Tel: +44 (0)1420 89007 Fax: +44 (0)1420 87301 [www.rg-racing.com](http://www.rg-racing.com) Email: [info@rg-racing.com](mailto:info@rg-racing.com)



Picture 3



Picture 4



Picture 5



Picture 6



Picture 7



Picture 8

### **TOOLS REQUIRED**

- 5mm Allen Key.
- 10mm Spanner.

### **R&G Racing**

Unit 1 Shelleys Lane, East Worldham, Alton, Hants GU34 3AQ  
Tel: +44 (0)1420 89007 Fax: +44 (0)1420 87301 [www.rg-racing.com](http://www.rg-racing.com) Email: [info@rg-racing.com](mailto:info@rg-racing.com)



## **FITTING INSTRUCTIONS**

- To fit the radiator guard to the bike cut the foam strip provided into 10mm wide pieces and stick them to the back of the radiator guard frame, so that they sit between the radiator guard and the radiator.
- Remove the two bolts arrowed in picture 1 and remove the side cowling from the left hand side of the motorcycle.
- Remove the two 'J' clips arrowed in pictures 2 and 3.
- Remove the two bolts arrowed in picture 4 and remove the side cowling from the right hand side of the motorcycle.
- Remove the two 'J' clips arrowed in picture 5.
- Offer the radiator guard into position as shown in picture 6.
- While holding the radiator guard in position, offer the left hand side cowling into position and secure using the original bolts with the washers and nuts from the kit as shown in pictures 7 and 8.
- Repeat the above point for the right hand side.

ISSUE 1 03/06/2014 (NSY)

### **CONSUMER NOTICE**

The catalogue description and any exhibition of samples are only broad indications of the Products and R&G may make design changes which do not diminish their performance or visual appeal and supplying them in such state shall conform to the order. The Buyer acknowledges no representation or warranty (other than as to title) has been given or will apply to the Products other than those in R&G's order or confirmation and the Buyer confirms it has chosen the Products as being of merchantable quality and suitable for its particular purposes. Where R&G fits the Products or undertakes other services it shall exercise reasonable skill and care and rectify any fault free of charge unless the workmanship has been disturbed. The Buyer is responsible for ensuring that the warranty on the motorcycle is not affected by the fitting of the Products. On return of any defective Products R&G shall at its option either supply a replacement or refund the purchase money but shall not be liable if the Products have been modified or used or maintained otherwise than in accordance with R&G's or manufacturer's instructions and good engineering practice or if the defect arises from accident or neglect.

Other than identified above and subject to R&G not limiting its liability for causing death and personal injury, it shall not be liable for indirect or consequential loss and otherwise its liability shall be limited to the amounts paid by the Buyer for the Products or the fitting or service concerned. These terms do not affect the Buyer's statutory rights.

### **R&G RACING RETURNS POLICY (NON-FAULTY GOODS)**

Returns must be pre-authorized (if not pre-authorized the return will be rejected). Goods may only be returned direct to us if they were purchased direct from us (customer must prove if necessary). Otherwise to be returned to original vendor. Goods must be in re-sellable condition, in the opinion of R&G Racing. All returns are subject to a 25% restocking and handling fee (25% of the gross value exc. P&P – at the prevailing price at time of purchase). The customer must pay any and all carriage charges. No returns of discontinued products, unless within 14 days of purchase. This policy does not affect your statutory rights and does not refer to faulty goods.

## **R&G Racing**

Unit 1 Shelleys Lane, East Worldham, Alton, Hants GU34 3AQ


Tel: +44 (0)1420 89007 Fax: +44 (0)1420 87301 [www.rg-racing.com](http://www.rg-racing.com) Email: [info@rg-racing.com](mailto:info@rg-racing.com)



## INSTRUCTIONS DE MONTAGE POUR SRG0028 Grille de protection radiateur

### YAMAHA MT-07 2014-

Page | 4



#### Le kit doit contenir :

- 1x Grille de protection radiateur (SRG0028)
- 4x M6 Ecrous Nyloc
- 4x M6 Rondelles.
- 2x 100mm Longueurs de mousse autocollante.



Photo 1




Photo 2

### **R&G Racing**

Unit 1 Shelleys Lane, East Worldham, Alton, Hants GU34 3AQ  
 Tel: +44 (0)1420 89007 Fax: +44 (0)1420 87301 [www.rg-racing.com](http://www.rg-racing.com) Email: [info@rg-racing.com](mailto:info@rg-racing.com)




Photo 3



Photo 4




Photo 5



Photo 6



Photo 7



Photo 8

#### **Outils requis**

- Clé Allen 5mm.
- Clé à molette 10mm.

#### **R&G Racing**

Unit 1 Shelleys Lane, East Worldham, Alton, Hants GU34 3AQ  
 Tel: +44 (0)1420 89007 Fax: +44 (0)1420 87301 [www.rg-racing.com](http://www.rg-racing.com) Email: [info@rg-racing.com](mailto:info@rg-racing.com)



### **Instructions de montage:**

- Couper la mousse autocollante en bandeaux de 10mm de large et collez-les au bas du cadre de support protection radiateur, de façon à ce qu'ils se retrouvent entre la grille de protection et le radiateur.
- Enlever les 2 vis (photo 1) et enlever le capot latéral du coté gauche de la moto.
- Enlever les 2 clips 'J' fléchés sur les photos 2 et 3.
- Enlever les 2 boulons fléchés sur la photo 4 et enlever le capot latéral du coté droit de la moto.
- Enlever les 2 clips 'J' fléchés sur la photo 5.
- Mettre la grille de protection radiateur en position (photo 6).
- Tout en tenant la grille en position, mettre le capot latéral gauche en position et fixer en utilisant les vis d'origine avec les rondelles et écrous du kit (photos 7 et 8).
- Répéter le point ci dessus pour l'installation du coté droit.

ISSUE 1 03/06/2014 (NSY)

#### **CONSUMER NOTICE**

The catalogue description and any exhibition of samples are only broad indications of the Products and R&G may make design changes which do not diminish their performance or visual appeal and supplying them in such state shall conform to the order. The Buyer acknowledges no representation or warranty (other than as to title) has been given or will apply to the Products other than those in R&G's order or confirmation and the Buyer confirms it has chosen the Products as being of merchantable quality and suitable for its particular purposes. Where R&G fits the Products or undertakes other services it shall exercise reasonable skill and care and rectify any fault free of charge unless the workmanship has been disturbed. The Buyer is responsible for ensuring that the warranty on the motorcycle is not affected by the fitting of the Products. On return of any defective Products R&G shall at its option either supply a replacement or refund the purchase money but shall not be liable if the Products have been modified or used or maintained otherwise than in accordance with R&G's or manufacturer's instructions and good engineering practice or if the defect arises from accident or neglect.

Other than identified above and subject to R&G not limiting its liability for causing death and personal injury, it shall not be liable for indirect or consequential loss and otherwise its liability shall be limited to the amounts paid by the Buyer for the Products or the fitting or service concerned. These terms do not affect the Buyer's statutory rights.

#### **R&G RACING RETURNS POLICY (NON-FAULTY GOODS)**

Returns must be pre-authorised (if not pre-authorised the return will be rejected). Goods may only be returned direct to us if they were purchased direct from us (customer must prove if necessary). Otherwise to be returned to original vendor. Goods must be in re-sellable condition, in the opinion of R&G Racing. All returns are subject to a 25% restocking and handling fee (25% of the gross value exc. P&P – at the prevailing price at time of purchase). The customer must pay any and all carriage charges. No returns of discontinued products, unless within 14 days of purchase. This policy does not affect your statutory rights and does not refer to faulty goods.

### **R&G Racing**


Unit 1 Shelleys Lane, East Worldham, Alton, Hants GU34 3AQ

Tel: +44 (0)1420 89007 Fax: +44 (0)1420 87301 [www.rg-racing.com](http://www.rg-racing.com) Email: [info@rg-racing.com](mailto:info@rg-racing.com)



**Montageanleitung für SRG0028 Kühlerschutz**  
**YAMAHA MT-07 AB MODELL 2014**

Page | 7



**Dieser Kit enthält:**  
**1x Kühlerschutz (SRG0028)**  
**4x M6 selbstsichernde Mutter**  
**4x M6 Unterlegscheiben**  
**2x 100mm selbstklebende Schaumstoffstreifen**



ABBILDUNG 1




ABBILDUNG 2

**R&G Racing**

Unit 1 Shelleys Lane, East Worldham, Alton, Hants GU34 3AQ  
 Tel: +44 (0)1420 89007 Fax: +44 (0)1420 87301 [www.rg-racing.com](http://www.rg-racing.com) Email: [info@rg-racing.com](mailto:info@rg-racing.com)




ABBILDUNG 3



ABBILDUNG 4




ABBILDUNG 5



ABBILDUNG 6



ABBILDUNG 7



ABBILDUNG 8

**SIE BENÖTIGEN FOLGENDES WERKZEUG:**

- 5mm Inbusschlüssel
- 10mm Schraubenschlüssel
- 

**R&G Racing**

Unit 1 Shelleys Lane, East Worldham, Alton, Hants GU34 3AQ

Tel: +44 (0)1420 89007 Fax: +44 (0)1420 87301 [www.rg-racing.com](http://www.rg-racing.com) Email: [info@rg-racing.com](mailto:info@rg-racing.com)





## **MONTAGEANLEITUNG**

- Um den Kühlerschutz am Motorrad zu montieren, schneiden Sie zuerst die mitgelieferten Schaumstoffstreifen in 10 mm breite Streifen und kleben Sie diese auf der Rückseite des Kühlerschutzrahmens, so dass sie zwischen dem Ölkühlerschutz und dem Ölkühler angebracht sind.
- Entfernen Sie die zwei Schrauben, die in Abbildung 1 markiert sind und entfernen Sie die Seitenverkleidung an der linken Seite des Motorrades.
- Entfernen Sie die zwei 'J' Clips, die in den Abbildungen 2 und 3 markiert sind.
- Entfernen Sie die zwei Schrauben, die in Abbildung 4 markiert sind und entfernen Sie die Seitenverkleidung an der rechten Seite des Motorrades.
- Entfernen Sie die zwei 'J' Clips in Abbildung 5.
- Den Kühlerschutz in Position bringen – siehe Abbildung 6.
- Während Sie den Kühler in Position halten, die linke Seitenverkleidung ansetzen und mit den Originalschrauben und den Unterlegscheiben und Muttern vom Kit befestigen – siehe Abbildungen 7 und 8.
- Wiederholen Sie diesen Schritt auf der rechten Seite des Motorrades.

AUSGABE 2 03/06/2014 (NSY)

### **CONSUMER NOTICE**

The catalogue description and any exhibition of samples are only broad indications of the Products and R&G may make design changes which do not diminish their performance or visual appeal and supplying them in such state shall conform to the order. The Buyer acknowledges no representation or warranty (other than as to title) has been given or will apply to the Products other than those in R&G's order or confirmation and the Buyer confirms it has chosen the Products as being of merchantable quality and suitable for its particular purposes. Where R&G fits the Products or undertakes other services it shall exercise reasonable skill and care and rectify any fault free of charge unless the workmanship has been disturbed. The Buyer is responsible for ensuring that the warranty on the motorcycle is not affected by the fitting of the Products. On return of any defective Products R&G shall at its option either supply a replacement or refund the purchase money but shall not be liable if the Products have been modified or used or maintained otherwise than in accordance with R&G's or manufacturer's instructions and good engineering practice or if the defect arises from accident or neglect.

Other than identified above and subject to R&G not limiting its liability for causing death and personal injury, it shall not be liable for indirect or consequential loss and otherwise its liability shall be limited to the amounts paid by the Buyer for the Products or the fitting or service concerned. These terms do not affect the Buyer's statutory rights.

### **R&G RACING RETURNS POLICY (NON-FAULTY GOODS)**

Returns must be pre-authorized (if not pre-authorized the return will be rejected). Goods may only be returned direct to us if they were purchased direct from us (customer must prove if necessary). Otherwise to be returned to original vendor. Goods must be in re-sellable condition, in the opinion of R&G Racing. All returns are subject to a 25% restocking and handling fee (25% of the gross value exc. P&P – at the prevailing price at time of purchase). The customer must pay any and all carriage charges. No returns of discontinued products, unless within 14 days of purchase. This policy does not affect your statutory rights and does not refer to faulty goods.

## **R&G Racing**

Unit 1 Shelleys Lane, East Worldham, Alton, Hants GU34 3AQ

Tel: +44 (0)1420 89007 Fax: +44 (0)1420 87301 [www.rg-racing.com](http://www.rg-racing.com) Email: [info@rg-racing.com](mailto:info@rg-racing.com)