



**FITTING INSTRUCTIONS FOR SS0030BK SPINDLE SLIDERS**  
**KAWASAKI Z1000 2010-**


Page | 1




**THIS KIT CONTAINS THE ITEMS PICTURED AND LABELLED BELOW.**  
**DO NOT PROCEED UNTIL YOU ARE SURE ALL PARTS ARE PRESENT.**

**Please note that the way the kit is packed does not necessarily represent the way of mounting to the bike**

THE PARTS SHOWN MAY BE REPRESENTATIVE ONLY (FOR CLARITY OF INSTRUCTIONS ONLY)



**LEFT HAND SIDE**



### RIGHT HAND SIDE

#### LEGEND

- ITEM 1 = EXPANDING NUT (H0037) (x4).  
 ITEM 2 = MOUNTING BLOCKS (M0258) (x2).  
 ITEM 3 = M8x30mm LONG CAP HEAD BOLTS (x4).  
 ITEM 4 = PADDOCK STAND BOBBINS WITH COMPRESSION SLEEVE (B0300BK/CS303) (x2).  
 ITEM 5 = M10x1.25x40mm LONG CAP HEAD BOLTS (x2).  
 ITEM 6 = M10 SPECIAL WASHER (x2).

Please note that in cases where kits are packed with rubber washers holding the components onto the bolt – *the rubber washers should be thrown away!*

#### TOOLS REQUIRED

- Set of metric Allen keys to include 6 and 8mm A/F sizes.

#### FITTING INSTRUCTIONS

##### LEFT HAND SIDE

- FIT TWO OF THE EXPANDING NUTS INTO ANGLED SLOT IN MOUNTING BLOCK.
- PLACE TWO OF THE M8 BOLTS THROUGH EITHER MOUNTING BLOCK AND ENGAGE INTO THE THREADS OF THE EXPANDING NUTS.
- FIT THIS ASSEMBLY INTO REAR SPINDLE (THE SPIGOTS FIT INTO THE RADIAL SLOTS) AND TIGHTEN.
- FIT ONE OF THE M10 BOLTS WITH WASHER INTO PADDOCK STAND BOBBIN AND FIT THIS ASSEMBLY INTO THE CENTRAL THREAD IN THE MOUNTING BLOCK AND TIGHTEN.

R&G

Unit 1, Shelley's Lane, East Worldham, Alton, Hampshire, GU34 3AQ  
 Tel: +44 (0)1420 89007 Fax: +44 (0)1420 87301 [www.rg-racing.com](http://www.rg-racing.com) Email: [info@rg-racing.com](mailto:info@rg-racing.com)



#### RIGHT HAND SIDE

- FIT TWO OF THE EXPANDING NUTS INTO ANGLED SLOT IN MOUNTING BLOCK.
- PLACE TWO OF THE M8 BOLTS THROUGH EITHER MOUNTING BLOCK AND ENGAGE INTO THE THREADS OF THE EXPANDING NUTS.
- FIT THIS ASSEMBLY INTO REAR SPINDLE (THE SPIGOTS FIT INTO THE RADIAL SLOTS) AND TIGHTEN.
- FIT ONE OF THE M10 BOLTS WITH WASHER INTO PADDOCK STAND BOBBIN AND FIT THIS ASSEMBLY INTO THE CENTRAL THREAD IN THE MOUNTING BLOCK AND TIGHTEN.

#### GENERAL TORQUE SETTINGS

M4 BOLT = 8Nm  
 M5 BOLT = 12Nm  
 M6 BOLT = 15Nm  
 M8 BOLT = 20Nm  
 M10 BOLT = 40Nm

**Digital copies of these instructions are available to download from [www.rg-racing.com](http://www.rg-racing.com)**

ISSUE 2 02/01/2019 (NSY)

#### CONSUMER NOTICE

The catalogue description and any exhibition of samples are only broad indications of the Products and R&G may make design changes which do not diminish their performance or visual appeal and supplying them in such state shall conform to the order. The Buyer acknowledges no representation or warranty (other than as to title) has been given or will apply to the Products other than those in R&G's order or confirmation and the Buyer confirms it has chosen the Products as being of merchantable quality and suitable for its particular purposes. Where R&G fits the Products or undertakes other services it shall exercise reasonable skill and care and rectify any fault free of charge unless the workmanship has been disturbed. The Buyer is responsible for ensuring that the warranty on the motorcycle is not affected by the fitting of the Products. On return of any defective Products R&G shall at its option either supply a replacement or refund the purchase money but shall not be liable if the Products have been modified or used or maintained otherwise than in accordance with R&G's or manufacturer's instructions and good engineering practice or if the defect arises from accident or neglect. Other than identified above and subject to R&G not limiting its liability for causing death and personal injury, it shall not be liable for indirect or consequential loss and otherwise its liability shall be limited to the amounts paid by the Buyer for the Products or the fitting or service concerned. These terms do not affect the Buyer's statutory rights.

#### R&G RACING RETURNS POLICY (NON-FAULTY GOODS)

Returns must be pre-authorised (if not pre-authorised the return will be rejected). Goods may only be returned direct to us if they were purchased direct from us (customer must prove if necessary). Otherwise to be returned to original vendor. Goods must be in re-sellable condition, in the opinion of R&G Racing. All returns are subject to a 25% restocking and handling fee (25% of the gross value exc. P&P – at the prevailing price at time of purchase). The customer must pay any and all carriage charges. No returns of discontinued products, unless within 14 days of purchase. This policy does not affect your statutory rights and does not refer to faulty goods.

R&G

Unit 1, Shelley's Lane, East Worldham, Alton, Hampshire, GU34 3AQ  
 Tel: +44 (0)1420 89007 Fax: +44 (0)1420 87301 [www.rg-racing.com](http://www.rg-racing.com) Email: [info@rg-racing.com](mailto:info@rg-racing.com)



**NOTICE DE MONTAGE POUR SS0030BK SLIDERS D'AXE**  
**KAWASAKI Z1000 2010-**


Page | 4



**LE KIT CONTIENT LES ARTICLES EXPOSES CI-DESSOUS, VERIFIER QUE TOUTES LES PIECES SOIENT PRESENTES AVANT DE PROCEDER AU MONTAGE.**

**LA FAÇON DONT LE KIT EST EMBALLE NE CORRESPOND PAS FORCEMENT A LA FAÇON DE MONTER LES PIECES SUR LA MOTO.**

**LES PARTIES PRESENTEES PEUVENT ETRE UNIQUEMENT REPRESENTATIVES (POUR LA CLARTE DES INSTRUCTIONS UNIQUEMENT)**




R&amp;G

Unit 1, Shelley's Lane, East Worldham, Alton, Hampshire, GU34 3AQ  
 Tel: +44 (0)1420 89007 Fax: +44 (0)1420 87301 [www.rg-racing.com](http://www.rg-racing.com) Email: [info@rg-racing.com](mailto:info@rg-racing.com)



## CÔTÉ GAUCHE

Page | 5



## CÔTÉ DROIT

### LÉGENDE

ARTICLE 1 = ÉCROU D'EXTENSION (H0037) (x4).

ARTICLE 2 = BLOCS DE MONTAGE (M0258) (x2).

ARTICLE 3 = M8x30mm BOULONS (x4).

ARTICLE 4 = BOBINES DE STAND AVEC MANCHON DE COMPRESSION (B0300BK/CS303) (x2).

ARTICLE 5 = M10x1.25x40mm BOULONS (x2).

ARTICLE 6 = M10 RONDELLES SPÉCIALES (x2).

Notez que si les kits sont emballés avec des rondelles en caoutchouc servant à tenir les composants, *ces rondelles doivent être jetées !*

### OUTILS REQUIS

- Clé Allen 6mm et 8mm.

### NOTICE DE MONTAGE

#### CÔTÉ GAUCHE

- INSTALLER 2 ÉCROUS D'EXTENSION DANS LA FENTE ANGULAIRE DU BLOC DE MONTAGE.
- PLACER 2 BOULONS M8 DANS CHAQUE BLOC DE FIXATION PUIS SERRER LES DANS LES FILETAGES DES ÉCROUS D'EXTENSION.
- MONTER CET ENSEMBLE DANS LE MOYEU ARRIÈRE (LES RESSORTS SE PLACENT DANS LES FENTES RADIALES) PUIS SERRER.

R&G

Unit 1, Shelley's Lane, East Worldham, Alton, Hampshire, GU34 3AQ

Tel: +44 (0)1420 89007 Fax: +44 (0)1420 87301 [www.rg-racing.com](http://www.rg-racing.com) Email: [info@rg-racing.com](mailto:info@rg-racing.com)



- INSÉRER UN BOULON M10 AVEC SA RONDELLE, DANS LA BOBINE DE BÉQUILLE DE STAND PUIS MONTER CET ENSEMBLE DANS LE FILETAGE CENTRAL DU BLOC DE MONTAGE, AVANT DE SERRER.

Page | 6 CÔTÉ DROIT

- INSTALLER 2 ÉCROUS D'EXTENSION DANS LA FENTE ANGULAIRE DU BLOC DE MONTAGE.
- PLACER 2 BOULONS M8 DANS CHAQUE BLOC DE FIXATION PUIS SERRER LES DANS LES FILETAGES DES ÉCROUS D'EXTENSION.
- MONTER CET ENSEMBLE DANS LE MOYEU ARRIÈRE (LES RESSORTS SE PLACENT DANS LES FENTES RADIALES) PUIS SERRER
- INSÉRER UN BOULON M10 AVEC SA RONDELLE, DANS LA BOBINE DE BÉQUILLE DE STAND PUIS MONTER CET ENSEMBLE DANS LE FILETAGE CENTRAL DU BLOC DE MONTAGE, AVANT DE SERRER.

**VALEURS DE SERRAGE RECOMMANDÉES**

- M4 BOULON = 8Nm
- M5 BOULON = 12Nm
- M6 BOULON = 15Nm
- M8 BOULON = 20Nm
- M10 BOULON = 40Nm

**Notice disponible au téléchargement sur [www.rg-racing.com](http://www.rg-racing.com)**

ISSUE 2 02/01/2019 (NSY)

**CONSUMER NOTICE**

The catalogue description and any exhibition of samples are only broad indications of the Products and R&G may make design changes which do not diminish their performance or visual appeal and supplying them in such state shall conform to the order. The Buyer acknowledges no representation or warranty (other than as to title) has been given or will apply to the Products other than those in R&G's order or confirmation and the Buyer confirms it has chosen the Products as being of merchantable quality and suitable for its particular purposes. Where R&G fits the Products or undertakes other services it shall exercise reasonable skill and care and rectify any fault free of charge unless the workmanship has been disturbed. The Buyer is responsible for ensuring that the warranty on the motorcycle is not affected by the fitting of the Products. On return of any defective Products R&G shall at its option either supply a replacement or refund the purchase money but shall not be liable if the Products have been modified or used or maintained otherwise than in accordance with R&G's or manufacturer's instructions and good engineering practice or if the defect arises from accident or neglect. Other than identified above and subject to R&G not limiting its liability for causing death and personal injury, it shall not be liable for indirect or consequential loss and otherwise its liability shall be limited to the amounts paid by the Buyer for the Products or the fitting or service concerned. These terms do not affect the Buyer's statutory rights.

**R&G RACING RETURNS POLICY (NON-FAULTY GOODS)**

Returns must be pre-authorized (if not pre-authorized the return will be rejected). Goods may only be returned direct to us if they were purchased direct from us (customer must prove if necessary). Otherwise to be returned to original vendor. Goods must be in re-sellable condition, in the opinion of R&G Racing. All returns are subject to a 25% restocking and handling fee (25% of the gross value exc. P&P – at the prevailing price at time of purchase). The customer must pay any and all carriage charges. No returns of discontinued products, unless within 14 days of purchase. This policy does not affect your statutory rights and does not refer to faulty goods.

R&G

Unit 1, Shelley's Lane, East Worldham, Alton, Hampshire, GU34 3AQ  
 Tel: +44 (0)1420 89007 Fax: +44 (0)1420 87301 [www.rg-racing.com](http://www.rg-racing.com) Email: [info@rg-racing.com](mailto:info@rg-racing.com)



**MONTAGEANLEITUNG FÜR FOR SS0030BK ACHSPROTEKTOREN  
KAWASAKI Z1000 2010-**


Page | 7




**ALLE KIT-TEILE SIND UNTEN ABGEBILDET UND GEKENNZEICHNET. ÜBERPRÜFEN SIE,  
DASS ALLE TEILE VORHANDEN SIND BEVOR SIE MIT DER MONTAGE BEGINNEN.**

**Hinweis: Die Verpackung der Teile stellt nicht die Reihenfolge der Montage dar.**

DIE UNTEN ABGEBILDETEN TEILE DIENEN LEDIGLICH ZUR ERKLÄRUNG



**LINKE SEITE**



### RECHTE SEITE

### LIEFERUMFANG

- ARTIKEL 1 = SPREIZMUTTER (H0037) (x4)
- ARTIKEL 2 = MONTAGEBLOCK (M0258) (x2)
- ARTIKEL 3 = M8x30mm INBUSSCHRAUBE (x4)
- ARTIKEL 4 = RENNSPORT MONTAGESTÄNDER-BOBBIN MIT DISTANZHÜLSE (B0300BK/CS303) (x2)
- ARTIKEL 5 = M10x1,25x40mm INBUSSCHRAUBE (x2)
- ARTIKEL 6 = M10 SPEZIELLE UNTERLEGSSCHEIBE (x2)

Hinweis für Kits mit Plastikunterlegscheiben an den Schrauben – *Diese Plastikunterlegscheiben werden nicht für den Einbau benötigt!*

### SIE BENÖTIGEN FOLGENDES WERKZEUG:

- Satz Inbusschlüssel mit 6 und 8mm Inbusschlüssel

### MONTAGEANLEITUNG

#### LINKE SEITE (IN FAHRTRICHTUNG)

- MONTIEREN SIE ZWEI SPREIZMUTTERN IM ABGEWINKELTEN SPALT IM MONTAGEBLOCK.
- ZWEI M8 SCHRAUBEN IN EINEN MONTAGEBLOCK EINFÜHREN, SODASS SIE IN DIE GEWINDE DER SPREIZMUTTERN EINRASTEN.
- DIESE EINHEIT AN DER HINTEREN ACHSE MONTIEREN UND BEFESTIGEN (DIE ZAPFEN PASSEN IN DIE RADIALSCHLITZE).
- MONTIEREN SIE EINE M10 SCHRAUBE, DIE MIT UNTERLEGSSCHEIBE VERSEHEN IST, IM MONTAGESTÄNDER-BOBBIN UND MONTIEREN SIE DIE EINHEIT IM ZENTRALEN GEWINDE DES MONTAGEBLOCKS, DANACH BEFESTIGEN.

R&G

Unit 1, Shelley's Lane, East Worldham, Alton, Hampshire, GU34 3AQ  
 Tel: +44 (0)1420 89007 Fax: +44 (0)1420 87301 [www.rg-racing.com](http://www.rg-racing.com) Email: [info@rg-racing.com](mailto:info@rg-racing.com)





**RECHTE SEITE (IN FAHRTRICHTUNG)**

- MONTIEREN SIE ZWEI SPREIZMUTTERN IM ABGEWINKELTEN SPALT IM MONTAGEBLOCK.
- DIE ZWEI M8 SCHRAUBEN IN EINEN MONTAGEBLOCK EINFÜHREN, SODASS SIE IN DIE GEWINDE DER SPREIZMUTTERN EINRASTEN.
- DIESE EINHEIT AN DER HINTEREN ACHSE MONTIEREN UND BEFESTIGEN (DIE ZAPFEN PASSEN IN DIE RADIALSCHLITZE).
- MONTIEREN SIE EINE M10 SCHRAUBE, DIE MIT UNTERLEGSCHEIBE VERSEHEN IST, IM MONTAGESTÄNDER-BOBBIN UND MONTIEREN SIE DIE EINHEIT IM ZENTRALEN GEWINDE DES MONTAGEBLOCKS, DANACH BEFESTIGEN.

**MAX. ANZUGSDREHMOMENT**

M4 SCHRAUBE = 8Nm

M5 SCHRAUBE = 12Nm

M6 SCHRAUBE = 15Nm

M8 SCHRAUBE = 20Nm

M10 SCHRAUBE = 40Nm

**Eine digitale Version dieser Montageanleitung kann auf folgender Seite heruntergeladen werden:**

**[www.rg-racing.com](http://www.rg-racing.com)**

**AUSGABE 2 02/01/2019 (NSY)**

**CONSUMER NOTICE**

The catalogue description and any exhibition of samples are only broad indications of the Products and R&G may make design changes which do not diminish their performance or visual appeal and supplying them in such state shall conform to the order. The Buyer acknowledges no representation or warranty (other than as to title) has been given or will apply to the Products other than those in R&G's order or confirmation and the Buyer confirms it has chosen the Products as being of merchantable quality and suitable for its particular purposes. Where R&G fits the Products or undertakes other services it shall exercise reasonable skill and care and rectify any fault free of charge unless the workmanship has been disturbed. The Buyer is responsible for ensuring that the warranty on the motorcycle is not affected by the fitting of the Products. On return of any defective Products R&G shall at its option either supply a replacement or refund the purchase money but shall not be liable if the Products have been modified or used or maintained otherwise than in accordance with R&G's or manufacturer's instructions and good engineering practice or if the defect arises from accident or neglect. Other than identified above and subject to R&G not limiting its liability for causing death and personal injury, it shall not be liable for indirect or consequential loss and otherwise its liability shall be limited to the amounts paid by the Buyer for the Products or the fitting or service concerned. These terms do not affect the Buyer's statutory rights.

**R&G RACING RETURNS POLICY (NON-FAULTY GOODS)**

Returns must be pre-authorized (if not pre-authorized the return will be rejected). Goods may only be returned direct to us if they were purchased direct from us (customer must prove if necessary). Otherwise to be returned to original vendor. Goods must be in re-sellable condition, in the opinion of R&G Racing. All returns are subject to a 25% restocking and handling fee (25% of the gross value exc. P&P – at the prevailing price at time of purchase). The customer must pay any and all carriage charges. No returns of discontinued products, unless within 14 days of purchase. This policy does not affect your statutory rights and does not refer to faulty goods.

R&G

Unit 1, Shelley's Lane, East Worldham, Alton, Hampshire, GU34 3AQ

Tel: +44 (0)1420 89007 Fax: +44 (0)1420 87301 [www.rg-racing.com](http://www.rg-racing.com) Email: [info@rg-racing.com](mailto:info@rg-racing.com)