



OCG0032

FITTING INSTRUCTIONS FOR OCG0032 OIL COOLER GUARD
BMW K1600GT SE 2017-

Page | 1



THIS KIT CONTAINS THE ITEMS PICTURED AND LABELLED BELOW.
DO NOT PROCEED UNTIL YOU ARE SURE ALL PARTS ARE PRESENT.

Please note that the way the kit is packed does not necessarily represent the way of mounting to the bike

THE PARTS SHOWN MAY BE REPRESENTATIVE ONLY (FOR CLARITY OF INSTRUCTIONS ONLY)

Digital copies of these instructions are available to download from www.rg-racing.com

GENERAL TORQUE SETTINGS

M4 BOLT = 8Nm
M5 BOLT = 12Nm
M6 BOLT = 15Nm
M8 BOLT = 20Nm
M10 BOLT = 40Nm

Please note that in cases where kits are packed with rubber washers holding the components onto the bolt – *the rubber washers should be thrown away!*

TOOLS REQUIRED

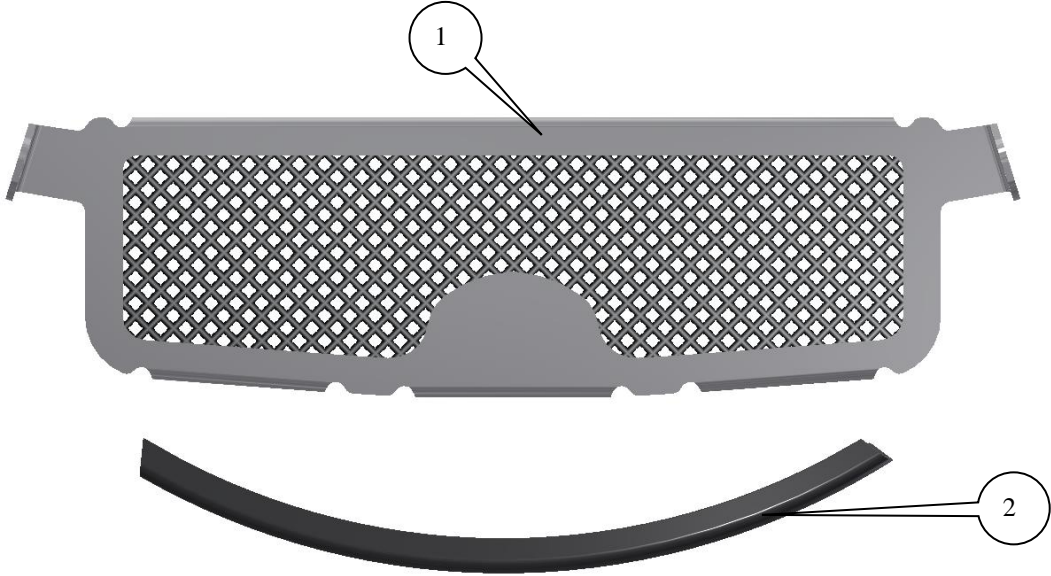
- T25 Torx bit.
- Scissors/snips.
- Suitable adhesive.

R&G Racing
Unit 1, Shelley's Lane, East Worldham, Alton, Hampshire, GU34 3AQ
Tel: +44 (0)1420 89007 Fax: +44 (0)1420 87301 www.rg-racing.com Email: info@rg-racing.com



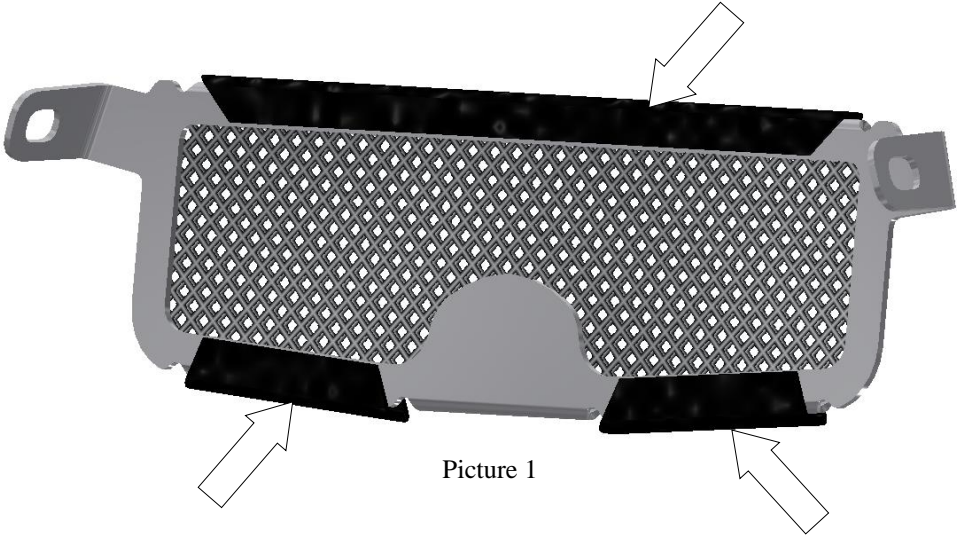
OCG0032

Page | 2



LEGEND

- ITEM 1 = OIL COOLER GUARD (OCG0032) (x1).
- ITEM 2 = SILICON RUBBER 'U' CHANNEL (SRS008) (x2).





OCG0032

Page | 3



Picture 2



Picture 3



Picture 4



Picture 5

FITTING INSTRUCTIONS

- Cut the silicon rubber 'U' channel into suitable lengths and using a small amount of suitable adhesive fit to the oil cooler guard frame as shown in picture 1.
- Remove the two bolts arrowed in picture 2 and remove the two side infill panels.
- Remove the two bolts in positions arrowed in pictures 3 and 4.
- Offer the oil cooler guard assembly into position and secure using the original bolts as shown in pictures 3 and 4.
- Refit the infill panels as original as shown in picture 5.

ISSUE 1 27/02/2018 (NSY)

CONSUMER NOTICE

The catalogue description and any exhibition of samples are only broad indications of the Products and R&G may make design changes which do not diminish their performance or visual appeal and supplying them in such state shall conform to the order. The Buyer acknowledges no representation or warranty (other than as to title) has been given or will apply to the Products other than those in R&G's order or confirmation and the Buyer confirms it has chosen the Products as being of merchantable quality and suitable for its particular purposes. Where R&G fits the Products or undertakes other services it shall exercise reasonable skill and care and rectify any fault free of charge unless the workmanship has been disturbed. The Buyer is responsible for ensuring that the warranty on the motorcycle is not affected by the fitting of the Products. On return of any defective Products

R&G Racing

Unit 1, Shelley's Lane, East Worldham, Alton, Hampshire, GU34 3AQ

Tel: +44 (0)1420 89007 Fax: +44 (0)1420 87301 www.rg-racing.com Email: info@rg-racing.com



OCG0032

R&G shall at its option either supply a replacement or refund the purchase money but shall not be liable if the Products have been modified or used or maintained otherwise than in accordance with R&G's or manufacturer's instructions and good engineering practice or if the defect arises from accident or neglect. Other than identified above and subject to R&G not limiting its liability for causing death and personal injury, it shall not be liable for indirect or consequential loss and otherwise its liability shall be limited to the amounts paid by the Buyer for the Products or the fitting or service concerned. These terms do not affect the Buyer's statutory rights.

Page | 4

R&G RACING RETURNS POLICY (NON-FAULTY GOODS)

Returns must be pre-authorized (if not pre-authorized the return will be rejected). Goods may only be returned direct to us if they were purchased direct from us (customer must prove if necessary). Otherwise to be returned to original vendor. Goods must be in re-sellable condition, in the opinion of R&G Racing. All returns are subject to a 25% restocking and handling fee (25% of the gross value exc. P&P – at the prevailing price at time of purchase). The customer must pay any and all carriage charges. No returns of discontinued products, unless within 14 days of purchase. This policy does not affect your statutory rights and does not refer to faulty goods.

R&G Racing

Unit 1, Shelley's Lane, East Worldham, Alton, Hampshire, GU34 3AQ

Tel: +44 (0)1420 89007 Fax: +44 (0)1420 87301 www.rg-racing.com Email: info@rg-racing.com



OCG0032

NOTICE DE MONTAGE POUR OCG0032
PROTECTION REFROIDISSEUR D'HUILE
BMW K1600GT SE 2017-

Page | 5



Le kit contient les articles exposés ci-dessous, vérifier que toutes les pièces soient présentes avant de procéder au montage.

La façon dont le kit est emballé ne correspond pas forcément à la façon de monter les pièces sur la moto.

LES PARTIES PRÉSENTÉES PEUVENT ÊTRE UNIQUEMENT REPRESENTATIVES (POUR LA CLARTE DES INSTRUCTIONS UNIQUEMENT)

Notice disponible au téléchargement sur www.rg-racing.com

VALEURS DE SERRAGE RECOMMANDÉES

M4 BOULON = 8Nm
M5 BOULON = 12Nm
M6 BOULON = 15Nm
M8 BOULON = 20Nm
M10 BOULON = 40Nm

Notez que si les kits sont emballés avec des rondelles en caoutchouc servant à tenir les composants, ces rondelles doivent être jetées !

OUTILS REQUIS

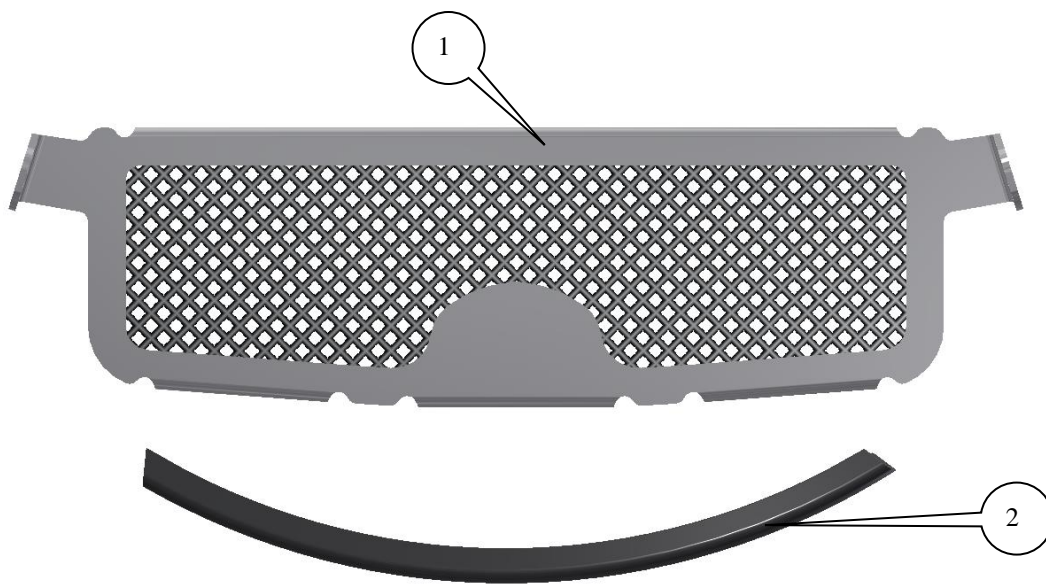
- Clé Torx T25
- Paire de ciseaux.
 - Adhésif.

R&G Racing

Unit 1, Shelley's Lane, East Worldham, Alton, Hampshire, GU34 3AQ
Tel: +44 (0)1420 89007 Fax: +44 (0)1420 87301 www.rg-racing.com Email: info@rg-racing.com



OCG0032



LÉGENDE

ARTICLE 1 = PROTECTION REFROIDISSEUR D'HUILE (OCG0032) (x1).

ARTICLE 2 = CAOUTCHOUC DE SILICONE EN « U » (SRS008) (x2).

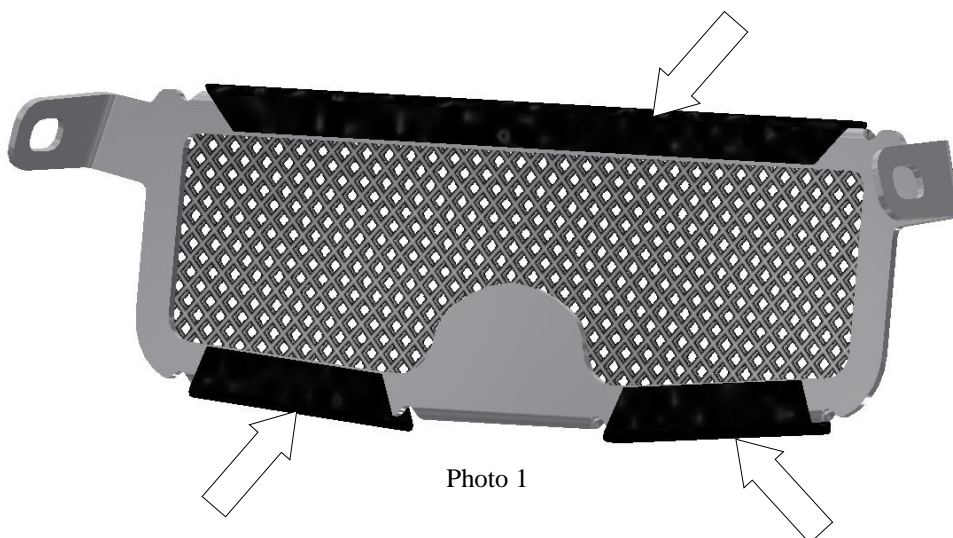


Photo 1

R&G Racing

Unit 1, Shelley's Lane, East Worldham, Alton, Hampshire, GU34 3AQ

Tel: +44 (0)1420 89007 Fax: +44 (0)1420 87301 www.rg-racing.com Email: info@rg-racing.com



OCG0032

Page | 7



Photo 2



Photo 3



Photo 4



Photo 5

NOTICE DE MONTAGE

- Couper le caoutchouc de silicone en « U » en longueurs appropriées et en utilisant une petite quantité d'adhésif adapté au cadre de protection du refroidisseur d'huile comme indiqué sur l'image 1.
- Enlevez les deux boulons fléchés de la photo 2 et retirez les deux panneaux de remplissage latéraux.
- Enlevez les deux boulons dans les positions fléchées sur les photos 3 et 4.
- Remettez en place l'ensemble de protection du radiateur d'huile et fixez-le en utilisant les boulons d'origine comme indiqué sur les photos 3 et 4.
- Réinstallez les panneaux de remplissage comme à l'origine, voir photo 5.

ISSUE 1 27/02/2018 (NSY)

R&G Racing

Unit 1, Shelley's Lane, East Worldham, Alton, Hampshire, GU34 3AQ

Tel: +44 (0)1420 89007 Fax: +44 (0)1420 87301 www.rg-racing.com Email: info@rg-racing.com



OCG0032

CONSUMER NOTICE

The catalogue description and any exhibition of samples are only broad indications of the Products and R&G may make design changes which do not diminish their performance or visual appeal and supplying them in such state shall conform to the order. The Buyer acknowledges no representation or warranty (other than as to title) has been given or will apply to the Products other than those in R&G's order or confirmation and the Buyer confirms it has chosen the Products as being of merchantable quality and suitable for its particular purposes. Where R&G fits the Products or undertakes other services it shall exercise reasonable skill and care and rectify any fault free of charge unless the workmanship has been disturbed. The Buyer is responsible for ensuring that the warranty on the motorcycle is not affected by the fitting of the Products. On return of any defective Products R&G shall at its option either supply a replacement or refund the purchase money but shall not be liable if the Products have been modified or used or maintained otherwise than in accordance with R&G's or manufacturer's instructions and good engineering practice or if the defect arises from accident or neglect. Other than identified above and subject to R&G not limiting its liability for causing death and personal injury, it shall not be liable for indirect or consequential loss and otherwise its liability shall be limited to the amounts paid by the Buyer for the Products or the fitting or service concerned. These terms do not affect the Buyer's statutory rights.

R&G RACING RETURNS POLICY (NON-FAULTY GOODS)

Returns must be pre-authorized (if not pre-authorized the return will be rejected). Goods may only be returned direct to us if they were purchased direct from us (customer must prove if necessary). Otherwise to be returned to original vendor. Goods must be in re-sellable condition, in the opinion of R&G Racing. All returns are subject to a 25% restocking and handling fee (25% of the gross value exc. P&P – at the prevailing price at time of purchase). The customer must pay any and all carriage charges. No returns of discontinued products, unless within 14 days of purchase. This policy does not affect your statutory rights and does not refer to faulty goods.

R&G Racing

Unit 1, Shelley's Lane, East Worldham, Alton, Hampshire, GU34 3AQ

Tel: +44 (0)1420 89007 Fax: +44 (0)1420 87301 www.rg-racing.com Email: info@rg-racing.com



OCG0032

MONTAGEANLEITUNG FÜR OCG0032 ÖLKÜHLERSCHUTZ
BMW K1600GT SE 2017-

Page | 9



ALLE KIT-TEILE SIND UNTEN ABGEBILDET UND GEKENNZEICHNET. BEVOR SIE MIT DER MONTAGE BEGINNEN, ÜBERPRÜFEN SIE, DASS ALLE TEILE VORHANDEN SIND.

Hinweis: Die Verpackung der Teile stellt nicht die Reihenfolge der Montage dar.

DIE UNTEN ABGEBILDETEN TEILE DIENEN LEDIGLICH ZUR ERKLÄRUNG

Digital copies of these instructions are available to download from www.rg-racing.com

MAX. ANZUGSDREHMOMENTE

- M4 SCHRAUBE = 8 Nm
- M5 SCHRAUBE = 12 Nm
- M6 SCHRAUBE = 15 Nm
- M8 SCHRAUBE = 20 Nm
- M10 SCHRAUBE = 40Nm

Hinweis für Kits mit Plastikunterlegscheiben an den Schrauben – *Diese Unterlegscheiben werden nicht für den Einbau benötigt!*

SIE BENÖTIGEN FOLGENDES WERKZEUG

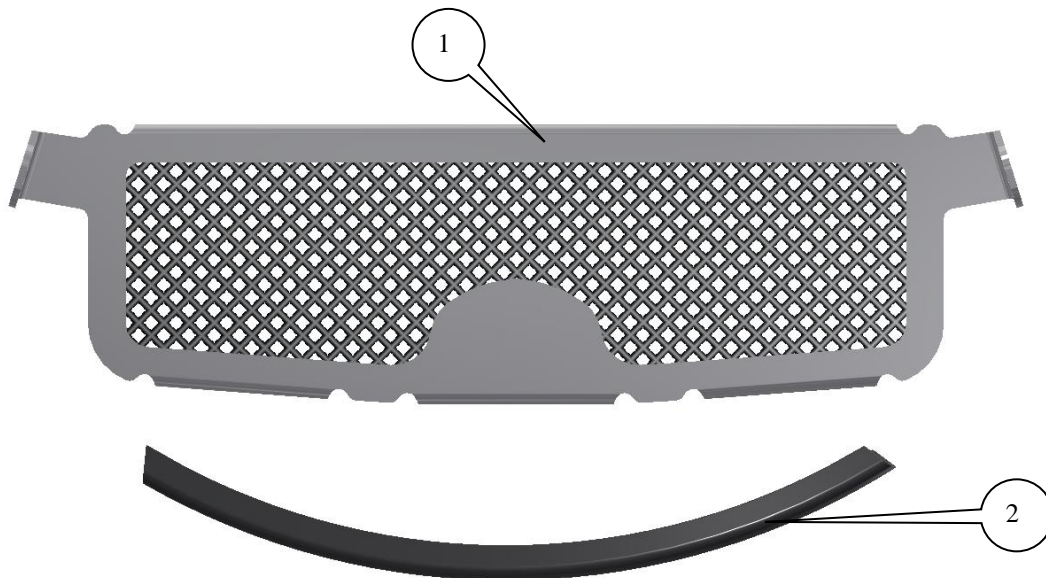
- T25 Torx-Steckschlüsseinsatz
 - Schere
- Geeigneter Klebstoff

R&G Racing
Unit 1, Shelley's Lane, East Worldham, Alton, Hampshire, GU34 3AQ
Tel: +44 (0)1420 89007 Fax: +44 (0)1420 87301 www.rg-racing.com Email: info@rg-racing.com



OCG0032

Page | 10



LIEFERUMFANG

ARTIKEL 1 = ÖLKÜHLERSCHUTZ (OCG0032) (x1)

ARTIKEL 2 = SILIKON/KUNSTSTOFF U-KANAL (SRS008) (x2)

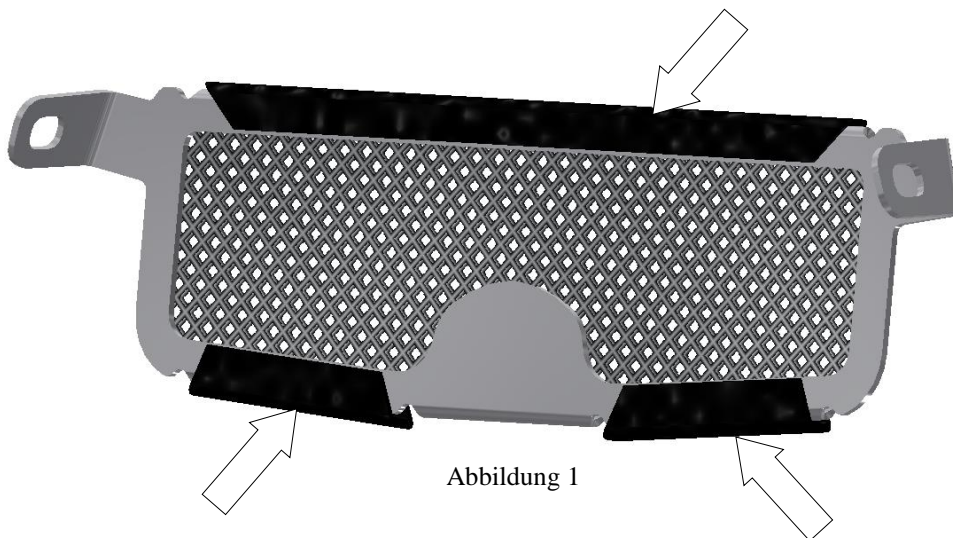


Abbildung 1



OCG0032

Page | 11



Abbildung 2




Abbildung 3



Abbildung 4



Abbildung 5

MONTAGEANLEITUNG

- Schneiden Sie den Silikon/Kunststoff U-Kanal in geeignete Längen und fixieren Sie sie mit Klebstoff am Rahmen des Ölkühlerschutzes – siehe Abbildung 1.
- Entfernen Sie die zwei Schrauben, die in Abbildung 2 mit Pfeilen gekennzeichnet sind, und entfernen Sie die zwei Seitenverkleidungsteile.
- Entfernen Sie die zwei Schrauben, die in den Abbildungen 3 und 4 mit Pfeilen markiert sind.
- Die Ölkühlerschutz-Einheit in Position bringen und mit den Originalschrauben befestigen – siehe Abbildungen 3 und 4.
- Montieren Sie die Seitenverkleidungsteile wie ursprünglich wieder (siehe Abbildung 5).

AUSGABE 1 27/02/2018 (NSY)

CONSUMER NOTICE

The catalogue description and any exhibition of samples are only broad indications of the Products and R&G may make design changes which do not diminish their performance or visual appeal and supplying them in such state shall conform to the order. The Buyer acknowledges no representation or warranty (other than as to title) has been given or will apply to the Products other than those in R&G's order or confirmation and the Buyer confirms it has chosen the Products as being of merchantable quality and suitable for its particular purposes. Where R&G fits the Products or undertakes other services it shall exercise reasonable skill and care and rectify any fault free of charge unless the workmanship has been disturbed. The Buyer is responsible for ensuring that the warranty on the motorcycle is not affected by the fitting of the Products. On return of any defective Products R&G shall at its option either supply a replacement or refund the purchase money but shall not be liable if the Products have been modified or used or maintained otherwise than in accordance with R&G's or manufacturer's instructions and good engineering practice or if the defect arises from accident or neglect. Other than identified above and subject to R&G not limiting its liability for causing death and personal injury, it shall not be liable for indirect or consequential loss and otherwise its liability shall be limited to the amounts paid by the Buyer for the Products or the fitting or service concerned. These terms do not affect the Buyer's statutory rights.

R&G RACING RETURNS POLICY (NON-FAULTY GOODS)

Returns must be pre-authorized (if not pre-authorized the return will be rejected). Goods may only be returned direct to us if they were purchased direct from us (customer must prove if necessary). Otherwise to be returned to original vendor. Goods must be in re-sellable condition, in the opinion of R&G Racing. All returns are subject to a 25% restocking and handling fee (25% of the gross value exc. P&P – at the prevailing price at time of purchase). The customer must pay any and all carriage charges. No returns of discontinued products, unless within 14 days of purchase. This policy does not affect your statutory rights and does not refer to faulty goods.

R&G Racing

Unit 1, Shelley's Lane, East Worldham, Alton, Hampshire, GU34 3AQ

Tel: +44 (0)1420 89007 Fax: +44 (0)1420 87301 www.rg-racing.com Email: info@rg-racing.com