



**FITTING INSTRUCTIONS FOR LP0104BK LICENCE PLATE BRACKET**  
**HONDA CBR 250R 2011**

Page | 1



**THIS KIT CONTAINS THE ITEMS PICTURED AND LABELLED BELOW.**  
**DO NOT PROCEED UNTIL YOU ARE SURE ALL PARTS ARE PRESENT.**

**Please note that the way the kit is packed does not necessarily represent the way of mounting to the bike**

THE PARTS SHOWN MAY BE REPRESENTATIVE ONLY (FOR CLARITY OF INSTRUCTIONS ONLY)



R&G Racing

Unit 1, Shelley's Lane, East Worldham, Alton, Hampshire, GU34 3AQ  
Tel: +44 (0)1420 89007 Fax: +44 (0)1420 87301 [www.rg-racing.com](http://www.rg-racing.com) Email: [info@rg-racing.com](mailto:info@rg-racing.com)



### **LEGEND**



- ITEM 1 = LICENCE PLATE BRACKET (TB0104BK) (x1).  
ITEM 2 = 150mm LENGTH OF SELF ADHESIVE FOAM (BLACK).  
ITEM 3 = M8x20mm LONG BUTTON HEAD BOLTS (x3).  
ITEM 4 = SELF ADHESIVE NEOPRENE GASKET (NG0001) (x1).  
ITEM 5 = 150mm LENGTH OF HEAT SHRINK (666-896) (x2).  
ITEM 6 = CONNECTORS (BULLET CONNECTORS FOR LICENCE PLATE ILLUMINATOR).  
ITEM 7 = LICENCE PLATE ILLUMINATOR (TO INCLUDE SHROUD) (LA0002) (x1).  
ITEM 8 = INDICATOR ADAPTORS (I0030) (x2).  
ITEM 9 = REFLECTOR (x1).

Page | 2

Please note that in cases where kits are packed with rubber washers holding the components onto the bolt – *the rubber washers should be thrown away!*

### **TOOLS REQUIRED**

- Set of metric Allen keys to include 4 and 5mm A/F sizes.
- Socket set to include 10 and 12mm A/F sockets and wrench.
  - 14mm spanner
- Electrical pliers/crimps.




R&G Racing

Unit 1, Shelley's Lane, East Worldham, Alton, Hampshire, GU34 3AQ

Tel: +44 (0)1420 89007 Fax: +44 (0)1420 87301 [www.rg-racing.com](http://www.rg-racing.com) Email: [info@rg-racing.com](mailto:info@rg-racing.com)



PICTURE 5



PICTURE 6

### FITTING INSTRUCTIONS

- REMOVE SEAT USING KEY.
- REMOVE PILLION SEAT (TWO ALLEN SCREWS).
- REMOVE BOTH PILLION HAND GRIPS (FOUR BOLTS ARROWED FURTHEST LEFT IN PICTURE 1).
- LOOSEN SEAT COWL (REMOVE FOUR BOLTS ARROWED IN PICTURE 1 AND TWO PLASTIC POP RIVETS ARROWED IN PICTURE 2).
- REMOVE WIRING COVER (TWO PLASTIC POP RIVETS AS SHOWN IN PICTURE 2).
- DISCONNECT KEY LOCK CABLE (SHOWN IN PICTURE 3).
- REMOVE SEAT COWL/REAR LIGHT HOUSING.
- DISCONNECT LICENCE PLATE LIGHT AND INDICATOR WIRING SOCKETS.
- REMOVE ORIGINAL LICENCE PLATE BRACKET (THREE BOLTS SHOWN IN PICTURE 4).
- REFIT AND SECURE SEAT COWL/REAR LIGHT HOUSING.
- FIT LICENCE PLATE ILLUMINATOR (LA0002) TO NEW LICENCE PLATE BRACKET AS SHOWN IN PICTURE 5 .
- **PLEASE NOTE YOU WILL NEED TO GLUE THE LIGHT SHROUD TO THE LED LICENCE PLATE ILLUMINATOR BEFORE FITTING USING SUPER GLUE (SEE PICTURE 5).**
- FIT SELF-ADHESIVE NEOPRENE GASKET AND SELF-ADHESIVE FOAM STRIP AS SHOWN IN PICTURE 5.
- FIT INDICATORS OF CHOICE.
- IF FITTING ORIGINALS YOU WILL NEED TO USE THE ADAPTORS FROM KIT.
- PLACE THE PART ASSEMBLED LICENCE PLATE BRACKET ON REAR WHEEL AND CONNECT WIRING SOCKETS AS BELOW.
- WIRING:- ORIGINAL
  - LEFT HAND INDICATOR- ORANGE → SINGLE ORANGE  
GREEN → ONE OF THE DOUBLE GREEN
  - RIGHT HAND INDICATOR- BLUE → SINGLE BLUE  
GREEN → ONE OF THE DOUBLE GREEN

R&G Racing

Unit 1, Shelley's Lane, East Worldham, Alton, Hampshire, GU34 3AQ

Tel: +44 (0)1420 89007 Fax: +44 (0)1420 87301 [www.rg-racing.com](http://www.rg-racing.com) Email: [info@rg-racing.com](mailto:info@rg-racing.com)



- WIRING:- R&G MINI'S PRODUCT CODE RG370 (YOU WILL ALSO NEED RESISTORS PRODUCT CODE RGR0001)
  - LEFT HAND INDICATOR- NEW WIRE → ORIGINAL WIRING LOOM
  - BLACK/WHITE → SINGLE ORANGE
  - BLACK → ONE OF THE DOUBLE GREEN
- RIGHT HAND INDICATOR- NEW WIRE → ORIGINAL WIRING LOOM
- BLACK/WHITE → SINGLE BLUE
- BLACK → ONE OF THE DOUBLE GREEN
- LICENCE PLATE ILLUMINATOR:-
  - NEW WIRE → ORIGINAL WIRING LOOM
  - RED → ONE OF THE DOUBLE BROWN
  - BLACK → SINGLE GREEN
- TRY LIGHTS AND INDICATORS TO ENSURE ALL WORKING CORRECTLY.
- WHEN SATISFIED OFFER UP AND SECURE NEW LICENCE PLATE BRACKET USING THE THREE BUTTON HEAD BOLTS FROM KIT AS SHOWN IN PICTURE 6.
- REFIT LICENCE PLATE (IT MAY REQUIRE DRILLING).
- **IMPORTANT: IF FITTING A FULL-SIZE LICENCE PLATE AND PLACING IT FAR DOWN ON THE LICENCE PLATE HANGER, THERE IS A SMALL CHANCE OF THE LICENCE PLATE HITTING THE BACK WHEEL UNDER HEAVY LOAD AND OVER LARGE BUMPS IN THE ROAD. IT IS YOUR RESPONSIBILITY TO CHECK FOR THIS POSSIBILITY AND TAKE AVOIDING ACTION. FAILURE TO CHECK THIS COULD RESULT IN SERIOUS INJURY.**
- REFIT SEATS.
- DEPENDING ON LOCAL LAWS, ATTACH ENCLOSED REFLECTOR IN AN APPROPRIATE LOCATION.
- TEST THE LICENCE PLATE ILLUMINATOR AND ALL LIGHTS BEFORE RIDING.

ISSUE 1 13/06/2011 (NSY)

#### CONSUMER NOTICE

The catalogue description and any exhibition of samples are only broad indications of the Products and R&G may make design changes which do not diminish their performance or visual appeal and supplying them in such state shall conform to the order. The Buyer acknowledges no representation or warranty (other than as to title) has been given or will apply to the Products other than those in R&G's order or confirmation and the Buyer confirms it has chosen the Products as being of merchantable quality and suitable for its particular purposes. Where R&G fits the Products or undertakes other services it shall exercise reasonable skill and care and rectify any fault free of charge unless the workmanship has been disturbed. The Buyer is responsible for ensuring that the warranty on the motorcycle is not affected by the fitting of the Products. On return of any defective Products R&G shall at its option either supply a replacement or refund the purchase money but shall not be liable if the Products have been modified or used or maintained otherwise than in accordance with R&G's or manufacturer's instructions and good engineering practice or if the defect arises from accident or neglect. Other than identified above and subject to R&G not limiting its liability for causing death and personal injury, it shall not be liable for indirect or consequential loss and otherwise its liability shall be limited to the amounts paid by the Buyer for the Products or the fitting or service concerned. These terms do not affect the Buyer's statutory rights.

#### R&G RACING RETURNS POLICY (NON-FAULTY GOODS)

Returns must be pre-authorized (if not pre-authorized the return will be rejected). Goods may only be returned direct to us if they were purchased direct from us (customer must prove if necessary). Otherwise to be returned to original vendor. Goods must be in re-sellable condition, in the opinion of R&G Racing. All returns are subject to a 25% restocking and handling fee (25% of the gross value exc. P&P – at the prevailing price at time of purchase). The customer must pay any and all carriage charges. No returns of discontinued products, unless within 14 days of purchase. This policy does not affect your statutory rights and does not refer to faulty goods.

R&G Racing

Unit 1, Shelley's Lane, East Worldham, Alton, Hampshire, GU34 3AQ

Tel: +44 (0)1420 89007 Fax: +44 (0)1420 87301 [www.rg-racing.com](http://www.rg-racing.com) Email: [info@rg-racing.com](mailto:info@rg-racing.com)