



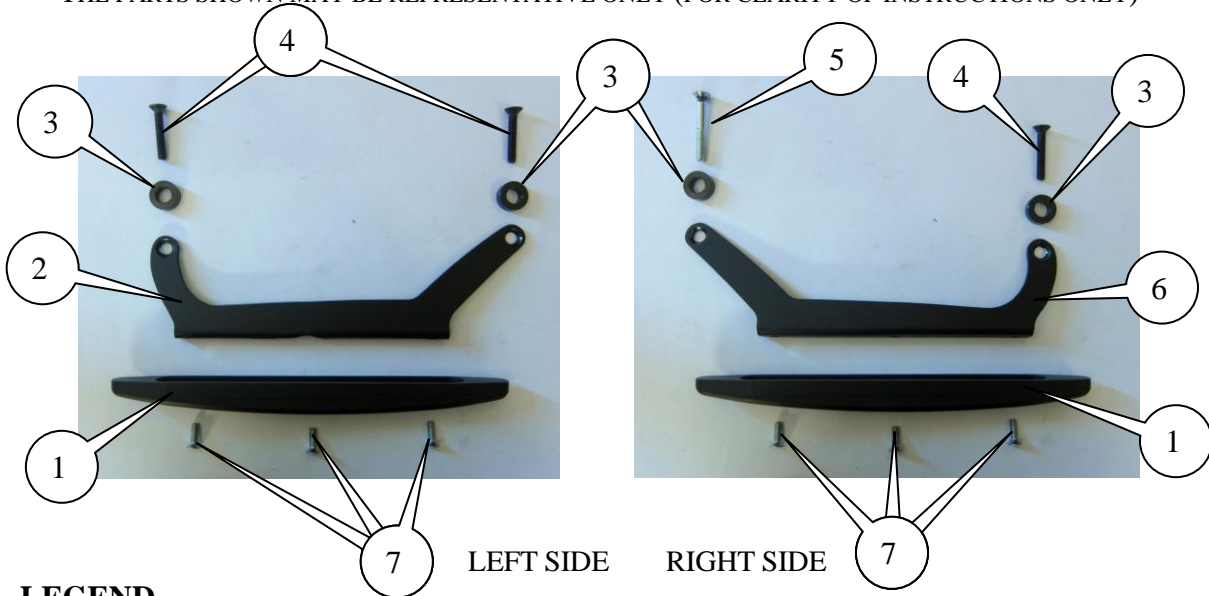
FITTING INSTRUCTIONS FOR TP0015 FOOTBOARD SLIDERS
HONDA SH300i '07-



THIS KIT CONTAINS THE ITEMS PICTURED AND LABELLED BELOW.
DO NOT PROCEED UNTIL YOU ARE SURE ALL PARTS ARE PRESENT.

Please note that the way the kit is packed does not necessarily represent the way of mounting to the bike.

THE PARTS SHOWN MAY BE REPRESENTATIVE ONLY (FOR CLARITY OF INSTRUCTIONS ONLY)



LEGEND


- ITEM 1 = SLIDER (SL0007) (x2).
- ITEM 2 = MOUNTING PLATE LEFT SIDE (MP0038) (x1).
- ITEM 3 = SPACER (S0545) 9mm LONG (x4).
- ITEM 4 = M6 x 35mm LONG COUNTERSUNK BOLTS (x3).
- ITEM 5 = M6 x 45mm LONG COUNTERSUNK BOLTS (x1).
- ITEM 6 = MOUNTING PLATE RIGHT SIDE (MP0039) (x1).
- ITEM 7 = M5 x 12mm LONG COUNTERSUNK BOLTS (x6).



Please note that in cases where kits are packed with rubber washers holding the components onto the bolt – *the rubber washers should be thrown away!*

TOOLS REQUIRED

- Set of metric Allen keys to include 3 & 4mm A/F sizes.
 - 10mm Socket and wrench.



PICTURE 1



PICTURE 2



PICTURE 3

FITTING INSTRUCTIONS

- To fit the left side, remove the two 10mm bolts on the footboard as arrowed in picture 1.
- Take the left side mounting plate (item 2) and fit the slider (item 1) using three of the M5 countersunk bolts (item 7). Fit the bolts through the slider and screw into the mounting plate and tighten, as shown in picture 2.
- On the scooter, position one spacer (item 3) in each recess where the bolts have been removed.
- Offer the R&G footboard slider assembly into position and insert two M6 x 35mm long countersunk bolts (item 4) through the footboard slider and spacers, before tightening evenly, as shown in picture 3.
- To fit the right side, follow the same procedure as above, ensuring that the longer M6 x 45mm countersunk bolt (item 5) is fitted in the hole to the rear on the right hand side.
- Place the reflective bubble stickers into recesses to cover the bolt heads.



CONSUMER NOTICE

The catalogue description and any exhibition of samples are only broad indications of the Products and R&G may make design changes which do not diminish their performance or visual appeal and supplying them in such state shall conform to the order. The Buyer acknowledges no representation or warranty (other than as to title) has been given or will apply to the Products other than those in R&G's order or confirmation and the Buyer confirms it has chosen the Products as being of merchantable quality and suitable for its particular purposes. Where R&G fits the Products or undertakes other services it shall exercise reasonable skill and care and rectify any fault free of charge unless the workmanship has been disturbed. The Buyer is responsible for ensuring that the warranty on the motorcycle is not affected by the fitting of the Products. On return of any defective Products R&G shall at its option either supply a replacement or refund the purchase money but shall not be liable if the Products have been modified or used or maintained otherwise than in accordance with R&G's or manufacturer's instructions and good engineering practice or if the defect arises from accident or neglect. Other than identified above and subject to R&G not limiting its liability for causing death and personal injury, it shall not be liable for indirect or consequential loss and otherwise its liability shall be limited to the amounts paid by the Buyer for the Products or the fitting or service concerned. These terms do not affect the Buyer's statutory rights.

R&G RACING RETURNS POLICY (NON-FAULTY GOODS)

Returns must be pre-authorised (if not pre-authorised the return will be rejected). Goods may only be returned direct to us if they were purchased direct from us (customer must prove if necessary). Otherwise to be returned to original vendor. Goods must be in re-sellable condition, in the opinion of R&G Racing. All returns are subject to a 25% restocking and handling fee (25% of the gross value exc. P&P – at the prevailing price at time of purchase). The customer must pay any and all carriage charges. No returns of discontinued products, unless within 14 days of purchase. This policy does not affect your statutory rights and does not refer to faulty goods.



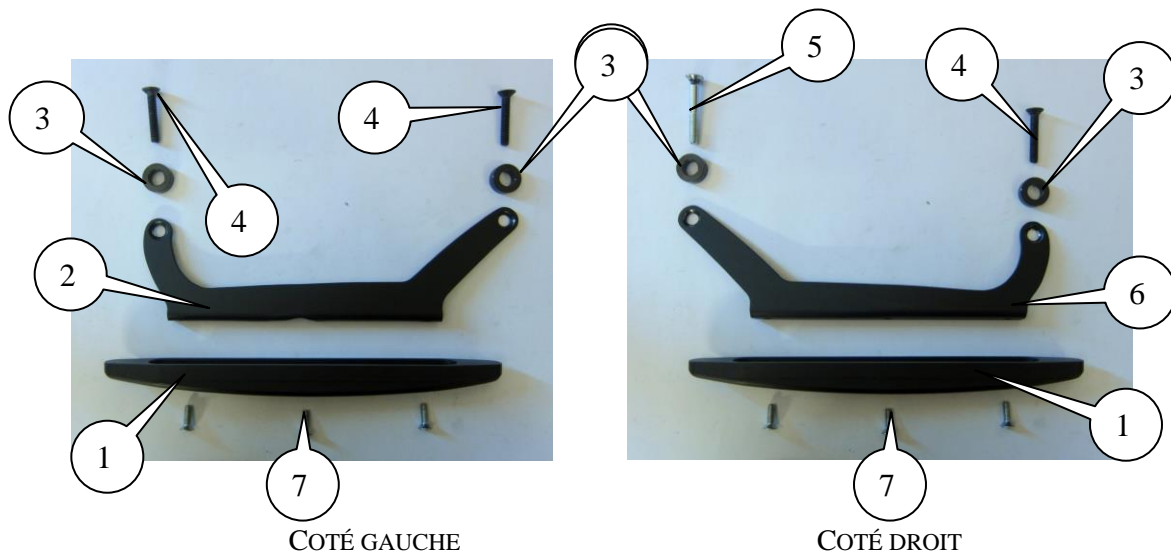
INSTRUCTIONS DE MONTAGE POUR
TP0015 Sliders Repose pieds
HONDA SH300i '07-



Le kit contient les articles exposés ci-dessous, vérifier que toutes les pièces soient présentes avant de procéder au montage.

La façon dont le kit est emballé ne correspond pas forcément à la façon de monter les pièces sur la moto.

Les pièces présentées peuvent n'être que représentatives, afin de faciliter et clarifier les instructions de montage.





LEGENDE

- ARTICLE 1 = Slider (SL0007) (x2).
- ARTICLE 2 = Plaque de montage coté gauche (MP0038) (x1).
- ARTICLE 3 = Entretoise (S0545) 9mm de long (x4).
- ARTICLE 4 = M6 x 35mm Boulons à tête fraisée (x3).
- ARTICLE 5 = M6 x 45mm Boulons à tête fraisée (x1).
- ARTICLE 6 = Plaque de montage coté droit (MP0039) (x1).
- ARTICLE 7 = M5 x 12mm Boulons à tête fraisée (x6).

Notez que si les kits sont emballés avec des rondelles en caoutchouc servant à tenir les composants, *ces rondelles doivent être jetées.*

Outils requis

- Clés Allen 3 et 4 mm
 - Clé 10mm




PHOTO 1



PHOTO 2



PHOTO 3

Instructions de montage:

- Pour installer du coté gauche, enlever les 2 boulons 10mm sur le repose pied (photo 1).



- Prendre la plaque de montage coté gauche (Article 2) et installer le slider (Article 1) en utilisant 3 des boulons M5 à tête fraisée (Article 7). Passer les boulons à travers le slider et visser dans la plaque de montage en serrant correctement (photo 2).
- Sur le scooter, positionner une entretoise (Article 3) dans chaque creux où les boulons ont été enlevés.
- Mettre l'ensemble repose pied en position puis insérer 2 boulons à tête fraisée M6 x 35mm (Article 4) à travers le slider repose pied et ses entretoises, avant de serrer correctement l'ensemble (photo 3).
- Pour le coté droit, suivez la même procédure que ci dessus, en vous assurant que le boulon à tête fraisée M6 x 45mm (Article 5) soit inséré dans le trou à l'arrière du coté droit.
- Placer les stickers dans les emplacements prévus à leur effet.

CONSUMER NOTICE

The catalogue description and any exhibition of samples are only broad indications of the Products and R&G may make design changes which do not diminish their performance or visual appeal and supplying them in such state shall conform to the order. The Buyer acknowledges no representation or warranty (other than as to title) has been given or will apply to the Products other than those in R&G's order or confirmation and the Buyer confirms it has chosen the Products as being of merchantable quality and suitable for its particular purposes. Where R&G fits the Products or undertakes other services it shall exercise reasonable skill and care and rectify any fault free of charge unless the workmanship has been disturbed. The Buyer is responsible for ensuring that the warranty on the motorcycle is not affected by the fitting of the Products. On return of any defective Products R&G shall at its option either supply a replacement or refund the purchase money but shall not be liable if the Products have been modified or used or maintained otherwise than in accordance with R&G's or manufacturer's instructions and good engineering practice or if the defect arises from accident or neglect. Other than identified above and subject to R&G not limiting its liability for causing death and personal injury, it shall not be liable for indirect or consequential loss and otherwise its liability shall be limited to the amounts paid by the Buyer for the Products or the fitting or service concerned. These terms do not affect the Buyer's statutory rights.

R&G RACING RETURNS POLICY (NON-FAULTY GOODS)

Returns must be pre-authorized (if not pre-authorized the return will be rejected). Goods may only be returned direct to us if they were purchased direct from us (customer must prove if necessary). Otherwise to be returned to original vendor. Goods must be in re-sellable condition, in the opinion of R&G Racing. All returns are subject to a 25% restocking and handling fee (25% of the gross value exc. P&P – at the prevailing price at time of purchase). The customer must pay any and all carriage charges. No returns of discontinued products, unless within 14 days of purchase. This policy does not affect your statutory rights and does not refer to faulty goods.