




**FITTING INSTRUCTIONS FOR RAD0277 RADIATOR GUARD
FOR HUSQVARNA SVARTPILEN AND VITPILEN 125 2021-**



THIS KIT CONTAINS THE ITEMS PICTURED AND LABELLED OVER PAGE.

SOME PARTS MAY BE SHOWN FOR CLARITY OF INSTRUCTIONS ONLY.

DO NOT PROCEED UNTIL YOU ARE SURE ALL PARTS ARE PRESENT.

PLEASE READ ALL INSTRUCTIONS BEFORE PROCEEDING.

**IF IN ANY DOUBT WHEN FITTING OUR PRODUCTS, CONSULT ONE OF
OUR DEALERS OR HAVE FITTED BY A QUALIFIED TECHNICIAN.**

PLEASE NOTE THAT THE WAY THE KIT IS PACKED DOES NOT NECESSARILY REPRESENT THE
WAY OF MOUNTING TO THE BIKE.

IN THE EVENT OF RUBBER WASHERS BEING USED TO HOLD COMPONENTS ONTO BOLTS,
THESE RUBBER WASHERS CAN BE THROWN AWAY.

DIGITAL COPIES OF THESE INSTRUCTIONS ARE AVAILABLE FROM:

WWW.RG-RACING.COM



<u>TOOLS REQUIRED</u>	<u>GENERAL TORQUE SETTINGS</u>
<ul style="list-style-type: none"> • Metric socket and wrench including a 10mm and 8mm socket. • Scissors or wire cutters. 	M4 BOLT = 8Nm M5 BOLT = 12Nm M6 BOLT = 15Nm M8 BOLT = 20Nm M10 BOLT = 40Nm M12 BOLT = 40Nm

LEGEND

ITEM NO.	DESCRIPTION	QTY
ITEM 1	RADIATOR GUARD COMPONENT (RAD0277)	1
ITEM 2	SELF ADHESIVE FOAM x 100mm LONG	2
ITEM 3	CT220 (2.5mm CABLE TIES)	2

FITTING PICTURES



Picture 1



Picture 2



FITTING INSTRUCTIONS

- Unclip and carefully remove the radiator shrouds as shown in **Picture 1**.
- Now, remove the 2 x upper radiator mounting bolts and 1 x LHS lower radiator mounting bolt as highlighted in **Picture 1**.
- Cut the self-adhesive foam strips to size and place on the rear facing outer edge of the radiator guard.

Note:

Ensure radiator guard surface is free of dust & oil for optimum adhesion.

- Present the R&G Radiator Guard up to the radiator and secure using the 3 removed mounting bolts as shown in **Picture 2**.
- Secure the bottom RHS of the radiator guard using the supplied cable ties through the radiator fins.
- Ensure all bolts are tight and re-fit the radiator shrouds, ensuring the clips are not damaged.

ISSUE 1 - 25/08/2021 - (AO)

CONSUMER NOTICE

The catalogue description and any exhibition of samples are only broad indications of the Products and R&G may make design changes which do not diminish their performance or visual appeal and supplying them in such state shall conform to the order. The Buyer acknowledges no representation or warranty (other than as to title) has been given or will apply to the Products other than those in R&G's order or confirmation and the Buyer confirms it has chosen the Products as being of merchantable quality and suitable for its particular purposes. Where R&G fits the Products or undertakes other services it shall exercise reasonable skill and care and rectify any fault free of charge unless the workmanship has been disturbed. The Buyer is responsible for ensuring that the warranty on the motorcycle is not affected by the fitting of the Products. On return of any defective Products R&G shall at its option either supply a replacement or refund the purchase money but shall not be liable if the Products have been modified or used or maintained otherwise than in accordance with R&G's or manufacturer's instructions and good engineering practice or if the defect arises from accident or neglect. Other than identified above and subject to R&G not limiting its liability for causing death and personal injury, it shall not be liable for indirect or consequential loss and otherwise its liability shall be limited to the amounts paid by the Buyer for the Products or the fitting or service concerned. These terms do not affect the Buyer's statutory rights.

R&G RETURNS POLICY (NON-FAULTY GOODS)

Returns must be pre-authorized (if not pre-authorized the return will be rejected). Goods may only be returned direct to us if they were purchased direct from us (customer must prove if necessary). Otherwise to be returned to original vendor. Goods must be in re-sellable condition, in the opinion of R&G. All returns are subject to a 25% restocking and handling fee (25% of the gross value exc. P&P – at the prevailing price at time of purchase). The customer must pay any and all carriage charges. No returns of discontinued products, unless within 14 days of purchase. This policy does not affect your statutory rights and does not refer to faulty goods.


R&G

Unit 1, Shelley's Lane, East Worldham, Alton, Hampshire, GU34 3AQ

Tel: +44 (0)1420 89007 Fax: +44 (0)1420 87301 www.rg-racing.com Email: info@rg-racing.com



**MONTAGEANLEITUNG FÜR RAD0277 KÜHLERSCHUTZ
FÜR HUSQVARNA SVARTPILEN UND VITPILEN 125 2021-**



**ALLE KIT-TEILE SIND AUF DEN NACHFOLGENDEN SEITEN ABGEBILDET UND
GEKENNZEICHNET.**

DIE ABGEBILDETEN TEILE DIENEN LEDIGLICH ZUR ERKLÄRUNG.

ÜBERPRÜFEN SIE ZUERST, DASS ALLE TEILE VORHANDEN SIND.

LESEN SIE DIE MONTAGEANLEITUNG KOMPLETT DURCH, BEVOR SIE ANFANGEN.

**WENN SIE BEI DER MONTAGE DIESES PRODUKTES UNSICHER SIND,
BITTE EINEN UNSERER HÄNDLER KONTAKTIEREN ODER DAS KIT VON
EINEM QUALIFIZIERTEN ZWEIRAD-MECHANIKER MONTIEREN LASSEN.**

DIE VERPACKUNG DER TEILE STELLT NICHT DIE REIHENFOLGE DER MONTAGE DAR.

HINWEIS FÜR KITS MIT PLASTIKUNTERLEGSSCHEIBEN AN DEN SCHRAUBEN –
DIESE PLASTIK-UNTERLEGSSCHEIBEN WERDEN NICHT FÜR DEN EINBAU BENÖTIGT.

**EINE DIGITALE VERSION DIESER MONTAGEANLEITUNG KANN AUF
FOLGENDER SEITE HERUNTERGELADEN WERDEN:**

R&G

Unit 1, Shelley's Lane, East Worldham, Alton, Hampshire, GU34 3AQ
Tel: +44 (0)1420 89007 Fax: +44 (0)1420 87301 www.rg-racing.com Email: info@rg-racing.com



WWW.RG-RACING.COM

<u>SIE BENÖTIGEN FOLGENDES WERKZEUG</u>	<u>ALLGEM. ANZUGSDREHMOMENT</u>
<ul style="list-style-type: none"> Satz Steckschlüssel inkl. 10mm und 8mm Steckschlüssel Schere oder Seitenschneider 	M4 SCHRAUBE = 8Nm M5 SCHRAUBE = 12Nm M6 SCHRAUBE = 15Nm M8 SCHRAUBE = 20Nm M10 SCHRAUBE = 40Nm M12 SCHRAUBE = 40Nm

LIEFERUMFANG

ARTIKEL NR.	BESCHREIBUNG	MENGE
ARTIKEL 1	KÜHLERSCHUTZ (RAD0277)	1
ARTIKEL 2	SELBSTKLEBENDER SCHAUMSTOFF x 100mm LÄNGE	2
ARTIKEL 3	CT220 (2,5mm KABELBINDER)	2

MONTAGE - ABBILDUNGEN



Abbildung 1



Abbildung 2



MONTAGEANLEITUNG

- Lösen und entfernen Sie die Ummantelung des Kühlers wie in **Abbildung 1** abgebildet.
- Nun entfernen Sie die 2 oberen Montageschrauben für den Kühler und die 1 x untere Montageschraube an der linken Seite wie in **Abbildung 1** gekennzeichnet.
- Die mitgelieferten Schaumstoffstreifen passend schneiden und an der äußeren Kante an der Rückseite des Kühlerschutzes anbringen.

Hinweis:

Um eine optimale Haftung des Schaumstoffes zu erreichen, muss die Oberfläche des Kühlerschutzes öl- und staubfrei sein.

- Den R&G Kühlerschutz am Kühler anbringen und mit den 3 zuvor entfernten Montageschrauben befestigen wie in **Abbildung 2** abgebildet.
- Den Kühlerschutz unten an der rechten Seite mit den mitgelieferten Kabelbindern sichern.
- Stellen Sie sicher, dass alle Schrauben festgezogen sind und montieren Sie die Ummantelungen für den Kühler wieder – achten Sie darauf, dass die Clips nicht beschädigt sind.

AUSGABE 1 - 25/08/2021 - (AO)

CONSUMER NOTICE

The catalogue description and any exhibition of samples are only broad indications of the Products and R&G may make design changes which do not diminish their performance or visual appeal and supplying them in such state shall conform to the order. The Buyer acknowledges no representation or warranty (other than as to title) has been given or will apply to the Products other than those in R&G's order or confirmation and the Buyer confirms it has chosen the Products as being of merchantable quality and suitable for its particular purposes. Where R&G fits the Products or undertakes other services it shall exercise reasonable skill and care and rectify any fault free of charge unless the workmanship has been disturbed. The Buyer is responsible for ensuring that the warranty on the motorcycle is not affected by the fitting of the Products. On return of any defective Products R&G shall at its option either supply a replacement or refund the purchase money but shall not be liable if the Products have been modified or used or maintained otherwise than in accordance with R&G's or manufacturer's instructions and good engineering practice or if the defect arises from accident or neglect. Other than identified above and subject to R&G not limiting its liability for causing death and personal injury, it shall not be liable for indirect or consequential loss and otherwise its liability shall be limited to the amounts paid by the Buyer for the Products or the fitting or service concerned. These terms do not affect the Buyer's statutory rights.

R&G RETURNS POLICY (NON-FAULTY GOODS)

Returns must be pre-authorized (if not pre-authorized the return will be rejected). Goods may only be returned direct to us if they were purchased direct from us (customer must prove if necessary). Otherwise to be returned to original vendor. Goods must be in re-sellable condition, in the opinion of R&G. All returns are subject to a 25% restocking and handling fee (25% of the gross value exc. P&P – at the prevailing price at time of purchase). The customer must pay any and all carriage charges. No returns of discontinued products,

R&G

Unit 1, Shelley's Lane, East Worldham, Alton, Hampshire, GU34 3AQ


Tel: +44 (0)1420 89007 Fax: +44 (0)1420 87301 www.rg-racing.com Email: info@rg-racing.com



unless within 14 days of purchase. This policy does not affect your statutory rights and does not refer to faulty goods.



**NOTICE DE MONTAGE POUR RAD0277 GRILLE DE RADIATEUR
POUR HUSQVARNA SVARTPILEN ET VITPILEN 125 2021-**



CE KIT CONTIENT LES ARTICLES ILLUSTRÉS ET ÉTIQUETES SUR LA PAGE.

CERTAINES PARTIES PEUVENT ÊTRE PRÉSENTES UNIQUEMENT POUR LA CLARTÉ DES
INSTRUCTIONS.

NE PAS PROCÉDER AU MONTAGE TANT QUE VOUS N'ÊTES PAS SÛR QUE TOUTES LES PIÈCES
SOIENT PRÉSENTES.

VEUILLEZ LIRE TOUTES LES INSTRUCTIONS AVANT DE CONTINUER.

**EN CAS DE DOUTE LORS DU MONTAGE DE NOS PRODUITS, CONSULTEZ
UN DE NOS REVENDEURS OU FAITES APPEL À UN TECHNICIEN
QUALIFIÉ.**

VEUILLEZ NOTER QUE LA FAÇON DONT LE KIT EST EMBALLÉ NE REPRÉSENTE PAS
NECESSAIREMENT LA MANIÈRE DE LE MONTER SUR LA MOTO.

SI DES RONDELLES EN CAOUTCHOUC SONT UTILISÉES POUR MAINTENIR LES COMPOSANTS
SUR LES BOULONS, ELLES PEUVENT ÊTRE JETÉES.

NOTICE DISPONIBLE AU TÉLÉCHARGEMENT SUR :
WWW.RG-RACING.COM



<u>OUTILS REQUIS</u>	<u>VALEURS DE SERRAGE</u>
<ul style="list-style-type: none"> • Clé à cliquet + douilles 10mm et 8mm. • Sciseaux et coupe fil. 	M4 BOULON = 8Nm M5 BOULON = 12Nm M6 BOULON = 15Nm M8 BOULON = 20Nm M10 BOULON = 40Nm M12 BOULON = 40Nm

LÉGENDE

ARTICLE NO.	DESCRIPTION	QTÉ
ARTICLE 1	COMPOSANT DE GRILLE DE PROTECTION (RAD0277)	1
ARTICLE 2	MOUSSE AUTOCOLLANTE x 100mm DE LONG	2
ARTICLE 3	CT220 (2.5mm COLLIERS DE SERRAGE)	2

PHOTOS DE MONTAGE



Photo 1



Photo 2



NOTICE DE MONTAGE

- Déclipez et retirez délicatement les grilles de protection radiateur comme indiqué sur la photo 1.
- Maintenant, retirez les 2 boulons de fixation du radiateur supérieur et 1 boulon de fixation du radiateur inférieur côté gauche comme indiqué sur la photo 1.
- Coupez les bandes de mousse autocollantes à la bonne taille et placez-les sur le bord extérieur orienté vers l'arrière de la grille de protection.

Note :

Assurez-vous que la surface de protection du radiateur soit exempte de poussière et d'huile pour une adhérence optimale.

- Présentez la grille de protection radiateur R&G sur le radiateur et fixez-la à l'aide des 3 boulons de montage retirés comme indiqué sur la photo 2.
- Fixez le côté inférieur droit de la protection de radiateur à l'aide des colliers de serrage fournis à travers les ailettes du radiateur.
- Assurez-vous que tous les boulons soient serrés et remontez les protections radiateur, en vous assurant que les clips ne soient pas endommagés.

ISSUE 1 - 25/08/2021 - (AO)

CONSUMER NOTICE

The catalogue description and any exhibition of samples are only broad indications of the Products and R&G may make design changes which do not diminish their performance or visual appeal and supplying them in such state shall conform to the order. The Buyer acknowledges no representation or warranty (other than as to title) has been given or will apply to the Products other than those in R&G's order or confirmation and the Buyer confirms it has chosen the Products as being of merchantable quality and suitable for its particular purposes. Where R&G fits the Products or undertakes other services it shall exercise reasonable skill and care and rectify any fault free of charge unless the workmanship has been disturbed. The Buyer is responsible for ensuring that the warranty on the motorcycle is not affected by the fitting of the Products. On return of any defective Products R&G shall at its option either supply a replacement or refund the purchase money but shall not be liable if the Products have been modified or used or maintained otherwise than in accordance with R&G's or manufacturer's instructions and good engineering practice or if the defect arises from accident or neglect. Other than identified above and subject to R&G not limiting its liability for causing death and personal injury, it shall not be liable for indirect or consequential loss and otherwise its liability shall be limited to the amounts paid by the Buyer for the Products or the fitting or service concerned. These terms do not affect the Buyer's statutory rights.

R&G



R&G RETURNS POLICY (NON-FAULTY GOODS)

Returns must be pre-authorized (if not pre-authorized the return will be rejected). Goods may only be returned direct to us if they were purchased direct from us (customer must prove if necessary). Otherwise to be returned to original vendor. Goods must be in re-sellable condition, in the opinion of R&G. All returns are subject to a 25% restocking and handling fee (25% of the gross value exc. P&P – at the prevailing price at time of purchase). The customer must pay any and all carriage charges. No returns of discontinued products, unless within 14 days of purchase. This policy does not affect your statutory rights and does not refer to faulty goods.